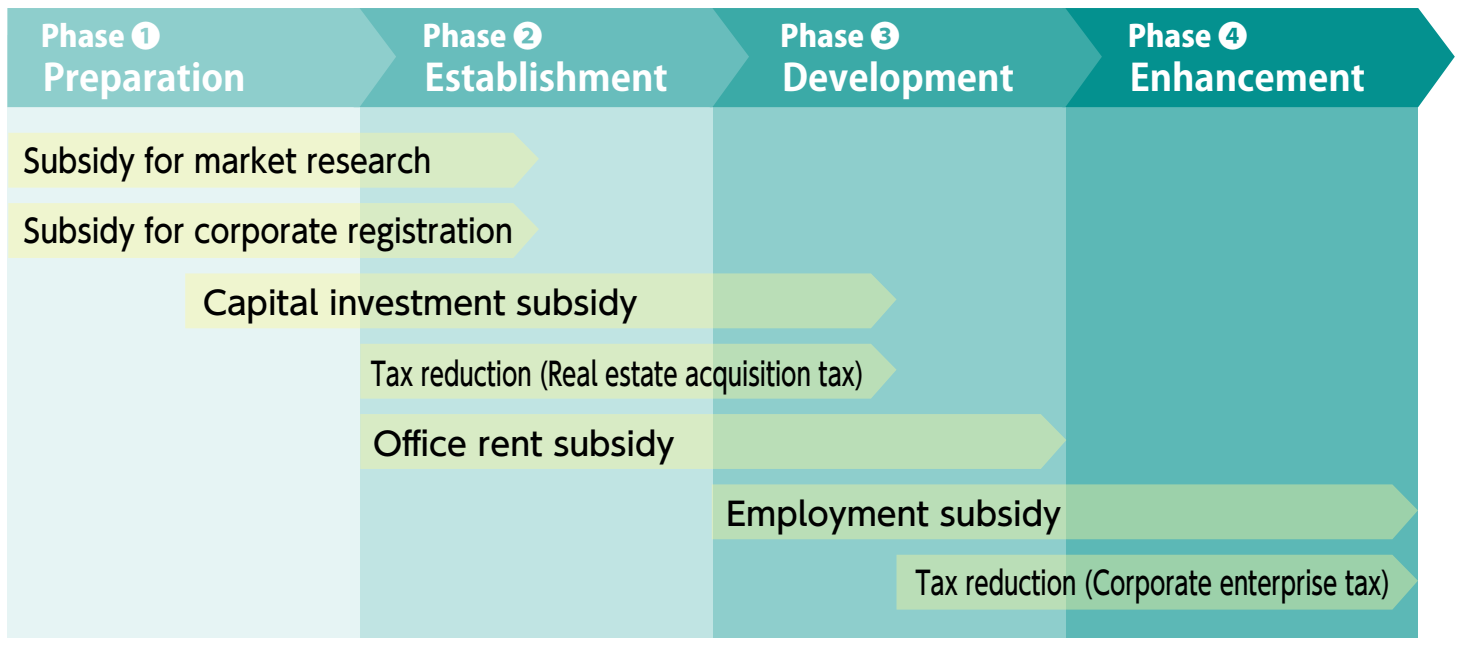


Optional Support programs for foreign/foreign-affiliated companies

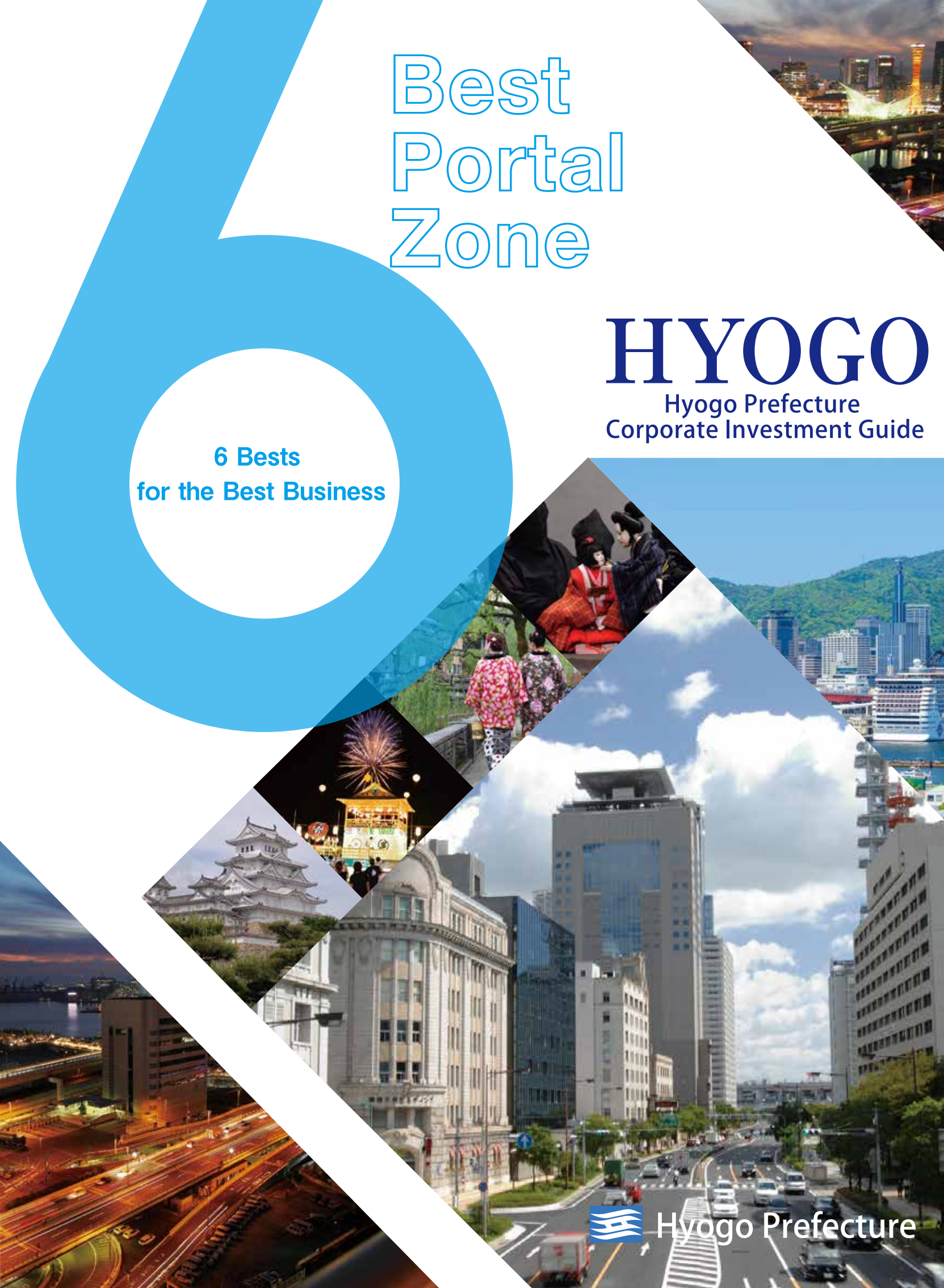
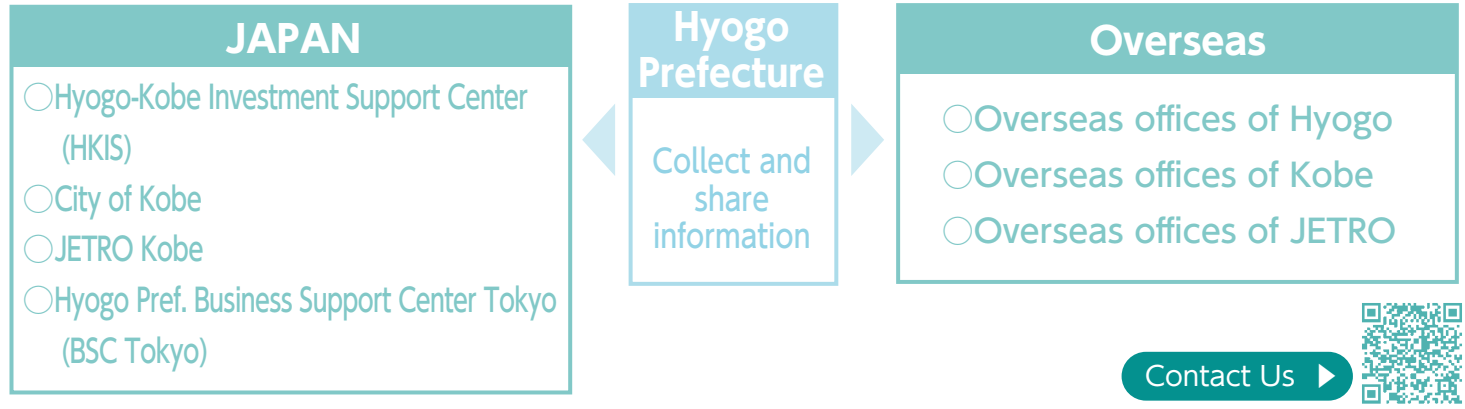
Eligible business operators	Foreign companies	Corporations established under the laws and regulations of a foreign country
	Foreign-affiliated companies	Domestic corporations in which more than one-third of the total number of issued shares or the total amount of investment in capital is owned by a foreign company defined above
	Foreign business associations	Organizations that contribute to the promotion of the establishment of foreign/foreign-affiliated companies, such as foreign chambers of commerce and industry (Limited to those establishing new businesses or relocating from outside the prefecture)
Subsidy	Subsidy for market research	[Reduction rate] 1/2 *Up to 1 million yen
	Subsidy for corporate registration	[Reduction rate] 1/2 *Up to 200,000 yen
	Office rent subsidy*	[Reduction rate] 1/4 (No requirement for employment) *Up to 1,000,000 yen/year ; 750 yen/ m ² /month (3 years) + Support by Municipalities

*Office rent subsidies from the prefecture are provided in addition to office rent subsidies from the city/town

Support Programs by Phase



One-stop Business Support



Best Portal Zone

HYOGO
Hyogo Prefecture
Corporate Investment Guide

6 Bests for the Best Business

“A Japan in Miniature,” Home to 5.38 Million People



● Hyogo Prefecture: A Japan in Miniature

Located in the center of Japan, Hyogo Prefecture extends from the Sea of Japan in the north to the Seto Inland Sea and the Pacific Ocean in the south. It has a wide variety of communities ranging from large cities to rural villages to remote islands. It is known as a Japan in Miniature due to the diverse climates and cultural features.

In terms of industry, there are a number of key industries with world-class technologies and diverse local industries that boast the top market share in Japan. Development of innovative technologies is also underway, particularly in the fields of aerospace, robotics, health and medicine, and the environment and energy.

● Kansai Region: Japan's Second-Largest Economic Zone

The Kansai region, centered around Kobe, Osaka, and Kyoto, is the country's second-largest economic zone and home to over 20 million people. Its economic scale is equivalent to that of an advanced nation, such as the Netherlands.

Kansai has prospered as the political and cultural center of Japan for a long time, and thus it has an abundance of shrines, temples, and historic sites, with about half of Japan's national treasures and important cultural properties located in this region. The Kansai region, featuring a large economic zone and an elegant side of Japan, is expected to become the “Global Metropolis-Kansai,” an international exchange base.

6 Bests, The Pride of Hyogo

● Best Incentives

To ensure a smooth start to your business, Hyogo offers excellent incentive programs. Office rent subsidies and Subsidy for corporate registration will significantly reduce your cost of launching a business base.

● Best Start-up Services

Related organizations in Hyogo collaborate to offer one-stop services tailored to your needs in all phases of business, from establishing your base within the prefecture to smooth operations.

● Best Facilities

Hyogo has many world-leading research bases, including Kobe Biomedical Innovation Cluster, Harima Science Garden City, and supercomputer Fugaku. Efforts are underway to foster new industries through industry-government-academia collaboration.



● Best Access

Boasting excellent access to major cities in Japan and abroad, Hyogo is ready to support your business expansion with its land, sea, and air transportation networks.

● Best Living Standards

Hyogo provides a comfortable living environment to its 120,000 foreign residents from approximately 150 countries, featuring international schools and language-accessible hospitals.

● Best in Safety

Since the 1995 Great Hanshin-Awaji Earthquake, Hyogo has worked to create a safe and secure region for everyone in cooperation with the UN and other organizations. Our initiatives include Japan's first BCP development support program and a disaster information app available in 12 foreign languages.

● The “6 Bests” You Need for Your Business

Hyogo has the headquarters of 88 foreign/foreign-affiliated companies*. We work together with the City of Kobe and other municipalities in the prefecture and related organizations such as JETRO Kobe and Hyogo-Kobe Investment Support Center, while coordinating with the national government, to provide you with the “6 Bests.”

To date, many foreign/foreign-affiliated companies have taken advantage of the “6 Bests” to establish businesses in Hyogo, and many companies are anticipated to follow suit in the future.

Hyogo Prefecture is ready to help you maximize your profit with its best services and environment.

*Source: Directory of Foreign Affiliated Companies in Japan (Toyo Keizai Inc.)

■ Hyogo Compared to the World

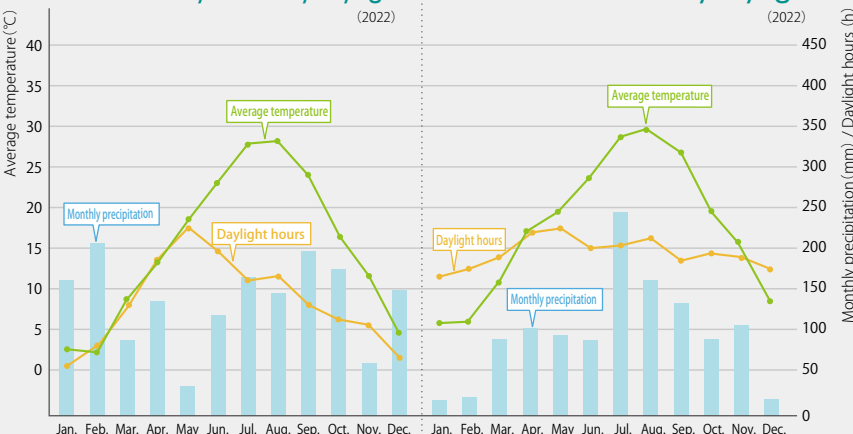
	Population (thousand people)	Area (km ²)	GDP (billion US dollars)
Hyogo	Approx. 5,380 (No. 7 in Japan) As of 2023	Approx. 8,400 (No. 12 in Japan) As of 2023	Approx. 200 (No. 6 in Japan) As of 2019
World	Singapore Approx. 5,940 As of 2021 Norway Approx. 5,400 As of 2021	Qatar Approx. 11,630 As of 2021 Jamaica Approx. 10,990 As of 2021	Portugal Approx. 230 As of 2019 New Zealand Approx. 210 As of 2019

■ Kansai Compared to the World

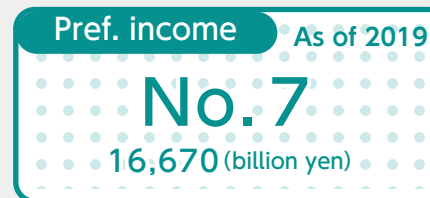
	Population (thousand people)	Area (km ²)	GDP (billion US dollars)
Kansai	Approx. 20,540 As of 2020	Approx. 27,350 As of 2023	Approx. 810 As of 2019
World	Australia Approx. 25,920 As of 2021	Rwanda Approx. 26,330 As of 2021	The Netherlands Approx. 910 As of 2019

*1 US dollar = 109 Japanese yen(as of 2019)

■ Climate in Toyooka City, Hyogo (2022)



■ Rankings of Hyogo in Japan (among 47 prefectures)



Access Japan's Major Cities within 3 Hours by Land, Air, or Sea

Hyogo, boasts a well-developed transportation infrastructure, including railways, highways, ports, and airports. Convenient access by land, air, or sea will facilitate your business development.

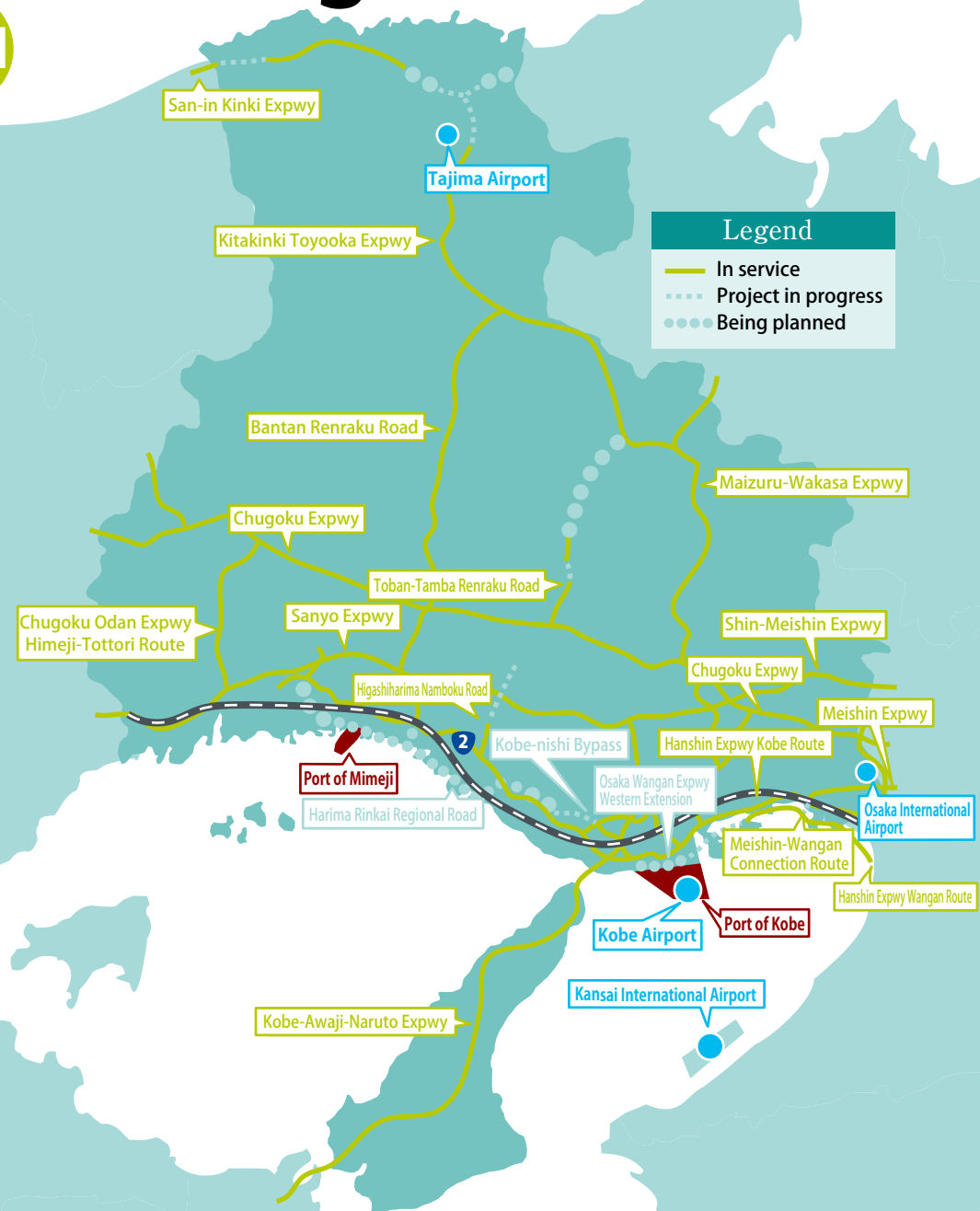
Land



▲ Shinkansen (Shin-Kobe Station)

● Speedy Access through Diverse Land Transportation Networks

Hyogo is a hub for land transportation. The Shinkansen connects Kobe to Tokyo in the east and Fukuoka in the west on the main transportation artery in Japan in less than three hours. The extensive highway network spans the entire prefectural area of approximately 8,400 km², allowing us to cater to diverse logistics requirements within the Kansai region and across the nation.



● International Trade Port Supporting Stable Transportation Services

The Port of Kobe connects to ports around the world through regular routes going to North America, Europe, Australia, and Asia. Domestically, it links to the ports in western Japan through an extensive coastal route network. In the Harima coastal area centered around the Port of Himeji, where an international logistics terminal is being developed, plans are underway to create a carbon-neutral port to lead the efforts toward decarbonization.

Sea



▲ Port of Kobe

● Connect to cities in Japan and the World

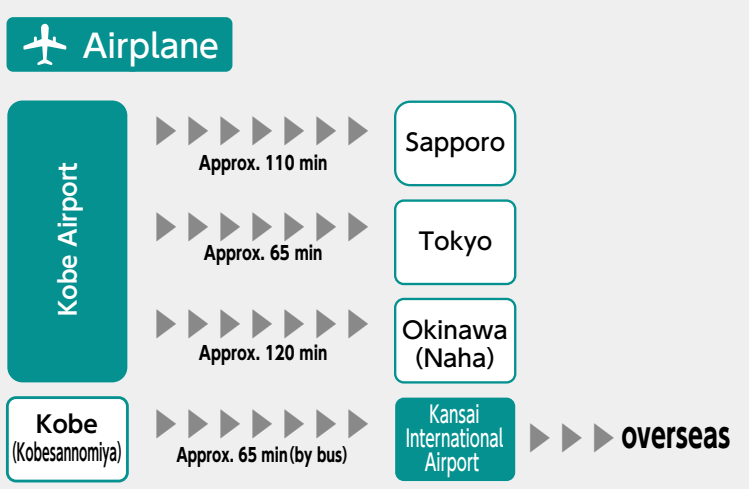
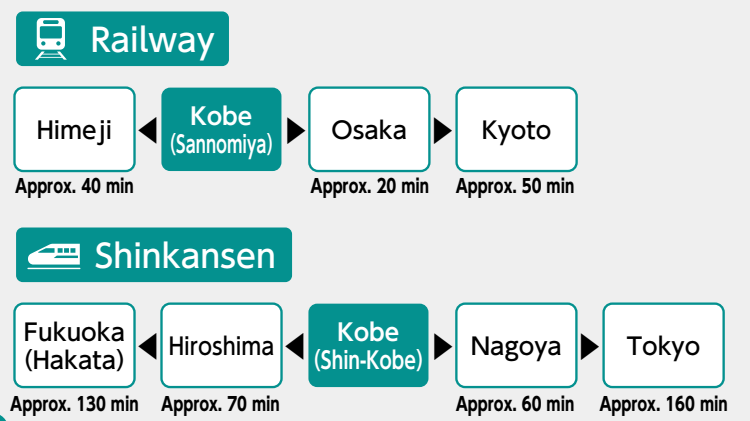
It takes about 65 minutes from Kobe to get to the Kansai International Airport (KIX), a gateway connecting Hyogo to 18 countries/regions and 45 cities around the globe. In addition to KIX, the three airports in Hyogo (Kobe Airport, Osaka International Airport, and Tajima Airport) that offer domestic services, adding to the convenience. In addition, Kobe Airport is scheduled to introduce international services around 2030, making it even more convenient. *As of the 2023 summer schedule

Sky

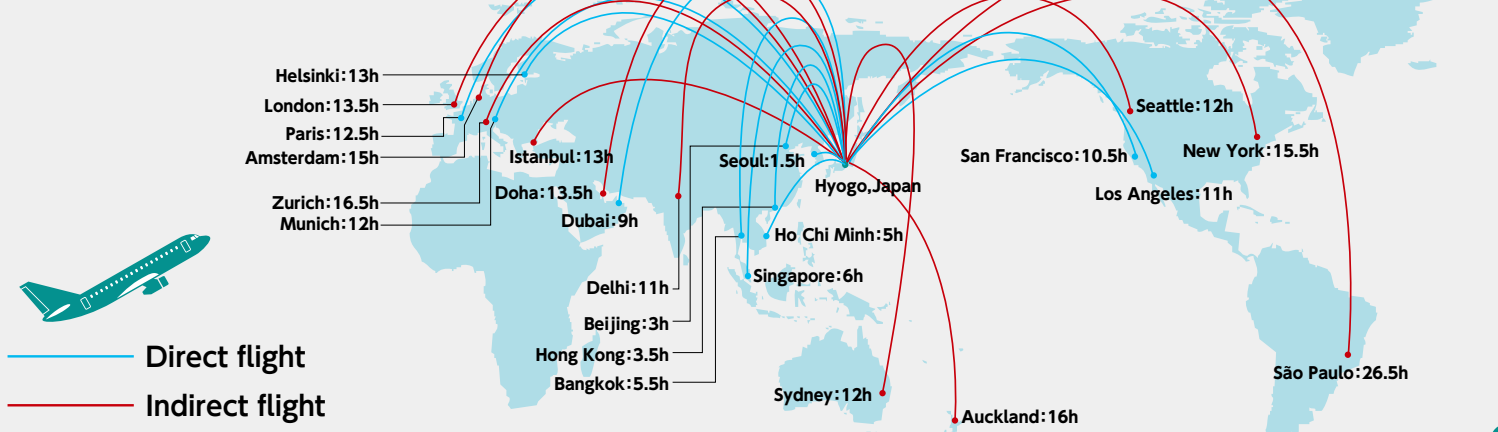


▲ ①Osaka International Airport ②Kansai International Airport ③Kobe Airport

■ Travel Time to Major Cities in Japan



■ Travel Time to Major Cities in the World



Supporting Your Business with Excellent Incentive Programs for Business Starters

Hyogo offers a variety of support programs that meet your needs, such as subsidies and tax reductions, to reduce the initial costs for business establishment and ensure a smooth start of operations.

*1 Available support programs vary depending on the nature of your business, its location, and the mode of establishment.
*2 Each requirement is the same for all support programs.

Basic Support Programs

		Support by the Prefecture				
		Capital investment subsidy	Employment subsidy	Office rent subsidy*	Tax reduction (Real estate acquisition tax)	Tax reduction (Corporate enterprise tax)
Large enterprises	Ratio/Amount	3% (Up to 10 billion yen)	300,000 yen/person (Up to 300 million yen)	1/4 (3 years) (Up to 1 million yen/year)	1/3 (Up to 200 million yen)	1/3 (5 years)
	Requirement	Investment of 2 billion yen	Employment of 10 new workers	Employment of 10 new workers (For domestic companies only)	Employment of 10 new workers	(a) Investment of 200 million yen (b) Employment of 10 new workers
SMEs	Ratio/Amount	3% (Up to 10 billion yen)	300,000 yen/person (Up to 300 million yen)	1/4 (3 years) (Up to 1 million yen/year)	1/3 (Up to 200 million yen)	1/3 (5 years)
	Requirement	Investment of 100 million yen	Employment of 5 new workers	Employment of 5 new workers (For domestic companies only)	Employment of 5 new workers	(a) Investment of 50 million yen (b) Employment of 5 new workers

*Office rent subsidies from the prefecture are provided in addition to office rent subsidies from the city/town

Optional Support programs for next-generation businesses (for manufacturers only)

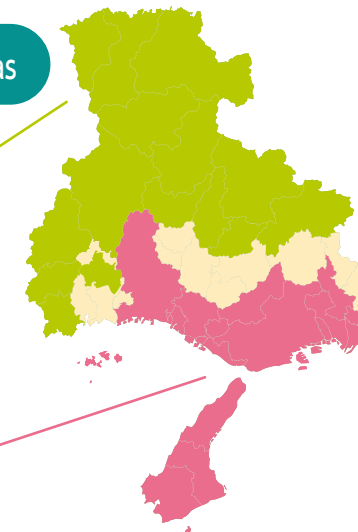
Eligible businesses	(1) New energy and environment-related (including hydrogen, storage batteries, and products that reduce environmental impact) (2) Aerospace (3) Robotics (4) Health and medicine (5) Semiconductor
Subsidy	Capital investment subsidy [Subsidy rate] 7% of the investment amount (10% for hydrogen-related fields) *Up to 10 billion yen
	Employment subsidy [Subsidy amount] Newly employed full-time workers: 600,000 yen/person *Up to 300 million yen
Tax reduction	Tax reduction (Real estate acquisition tax) [Reduction rate] 1/2 *Up to 200 million yen
	Tax reduction (Corporate enterprise tax) [Reduction rate] 1/2 (5 years)

Optional Support programs for new business establishment in designated areas

Eligible areas

(1) Countryside area
Nishiwaki City, Taka Town, Kamikawa Town, Ako City, Shiso City, Tatsuno City (former Shingu Town area), Kamigori Town, Sayo Town, Toyooka City, Yabu City, Asago City, Kami Town, Shin'onsen Town, Tambasayama City, Tamba City

(2) Bay area
Kobe City, Amagasaki City, Nishinomiya City, Ashiya City, Itami City, Takarazuka City, Akashi City, Kakogawa City, Takasago City, Inami Town, Harima Town, Miki City, Himeji City, Sumoto City, Minamiawaji City, Awaji City



*Luxury hotels with MICE (Meetings, Incentives, Conferences, and Exhibitions) functions, etc. are also eligible for the capital investment subsidy as long as they are opened in the abovementioned bay area.

Optional Support programs for supply chain improvement

Eligible business operators

- Those who newly or additionally establish a production facility in the prefecture that is similar to their overseas production facility
- Those who newly establish a production facility for products, parts, etc. in the prefecture in order to enhance their supply chain to reduce reliance on a specific country

Optional Support programs for the transfer of headquarter functions or new or additional establishment of research facilities

Eligible business operators

- Those who transfer their headquarter functions from the three metropolitan areas of Japan, etc.* to Hyogo Prefecture
- Hyogo-based business operators who relocate or additionally establish headquarter functions within Hyogo Prefecture
- Those who newly or additionally establish a research facility within Hyogo Prefecture

*Tokyo Metropolis, Saitama Prefecture, Kanagawa Prefecture, Kyoto Prefecture, Osaka Prefecture, Aichi Prefecture, and ordinance-designated cities

Subsidy

Capital investment subsidy	[Subsidy rate] 5% of the investment amount *Up to 10 billion yen
Employment subsidy	[Subsidy amount] Newly employed full-time workers: 600,000 yen/person *Up to 300 million yen

Tax reduction

Tax reduction (Real estate acquisition tax)	[Reduction rate] 1/2 *Up to 200 million yen
Tax reduction (Corporate enterprise tax)	[Reduction rate] 1/2 (5 years)